

QUARTERLY PHYSICAL REPORT OF OPERATION
As of December 31, 2021



Department: Department of Social Welfare and Development (DSWD)
Agency : Inter-Country Adoption Board
Operating Unit:< not applicable >
Organization Code (UACS) : 20 03 000000

Particulars	UACS CODE	Physical Target (Budget Year)					Physical Accomplishment (Budget Year)					Variance	Remarks
		1st Quarter	2nd Quarter	3rd Quarter	4th Quarter	Total	1st Quarter	2nd Quarter	3rd Quarter	4th Quarter	Total		
1	2	3	4	5	6	7	8	9	10	11	12	13	14
INTER-COUNTRY ADOPTION REGULATORY PROGRAM	3101000000000000												
OO : Filipino children in suitable permanent adoptive families abroad													
Output Indicators													
1. Percentage of applications of new accreditation and re-accreditation applications processed within the prescribed timeframe		3	4	3	9	19; 100%	2 or 10.53%	10 or 52.63	5 or 26.31%	0	17 or 89.47%	2 or 10.53%	In view of the effects of the Global pandemic, accreditation visits were not possible. In order to carry-out its regulatory functions and for FAA to continue its services, ICAB Board issued provisional authorization to FAAs who have been positively assessed subject to a physical validation as soon as foreign travel is allowed. The ff. were re-accredited: 1.Azione per famiglie Nouve-Onlus (AFN), Italy 2.Societe Formons Une Famille, Canada 3.Cornestone Adoption Agency, Canada 4.Adopjonsforum Norway 5.Adoptionscentrum, Sweden 6.CIFA, Italy 7.Flanders Intercountry Adoption Care-Horizon Belgium 8.Sacred Portion Children's Outreach, USA 9.Save the Children, Finland 10.Sourires d'enfants-Larisa, Belgium 11.Wide Horizons for Children 12.Holt International Children's Services 13.Les Amis Des Enfants Du Monde 14.Inter-Country Adoption New Zealand 15.Danish International Adoption 16.Sunrise Family Services Society, Canada 17.Associazione I Cinque Pani Onlus, Italy Three FAAs were subjected for physical validation: 1.Wide Horizons for Children, USA 2.Sacred Portion Children's Outreach, USA 3.HOLT International Children's Services, USA
2. Number of accredited agencies subjected to inspection and compliance audit		36	36	36	36	36	34	34	32	32	32	4	Foreign Adoption Agency (FAA) notified ICAB that they are closing their Philippine adoption program
Outcome Indicators													
1. Percentage of local stakeholders complying with policy		50	50	50	50	50; 94%	50	50	50	50	50		
2. Percentage of Foreign Adoption Agencies/Liaison Service Agencies (FAAs/LSAs) compliant to ICAB standards and		40	40	40	40	40;100%	38 or 95%	38 or 95%	36 or 90%	36 or 90%	36 or 90%	4 or 10%	There are 32 FAAs and 4 LSAs actively participating in the ICA program. Six (6) FAAs ceased their partnership with ICAB.
3. Number of Child Caring Agencies participating in the Philippine Inter-Country Adoption Program		50	50	50	50	50	15	25	35	45	45	5	Of the 50 CCAs identified to participate in ICA program, there are only (45) CCAs engaged in ICA program where they cleared, matched, and entrusted children under their care.
INTER-COUNTRY ADOPTION PROGRAM	3102000000000000												
OO : Filipino children in suitable permanent adoptive families abroad													
Output Indicators													
1. Number and percentage of children ready for adoption at the start of the year entrusted to foreign adoptive parents		45	25	25	50	145; 85%	30 or 17.59%	37 or 21.69%	46 or 26.96%	43 or 25.20%	156 or 91.44%	11	The number of children cleared, matched and entrusted are declining since 2017. Hence, the number of children entrusted to their PAPs is declining. Pursuant to the implementation of the Enhanced Community Quarantine (ECQ) in April to prevent the spread of coronavirus disease 2019, a declaration of offices are closed and the processing of travel documents of the children are on hold. In bound and outbound travels have been restricted, hence families who were supposedly travelling to fetch their prospective adoptive children were on hold. Securing the 9A visa for PAPs have contributed to the delay of entrustment of the children.
2. Percentage of children matched to prospective adoptive parents within 10 days of receipt of the Inter-Country Adoption (ICA) Clearance		15	16	15	18	64/150 or 85%	16 or 21.25%	13 or 17.27%	11 or 14.61%	3 or 3.98%	43 or 57.10%	21 or 27.89%	Since, 2017 there was a notable decrease in the number of of children cleared for intercountry adoption from the Department of Social Welfare and Development. Likewise, the global pandemic added up to the delay. The non-attainment of on the timeline is due to the following uncontrollable factors: 1. Most of the children cleared were older children, members of sibling group, and relative adoption cases thus requiring Special Home Finding as there no available approved adoptive parents in the Roster Approved Applicants. 2. For relative adoption cases, home visits for validation of information is needed and also adoption applications are only requested when children is found suitable.
Outcome Indicators													
1. Percentage of children entrusted with finalized adoption		50/160 or 31.25%	25/160 or 15.63%	25/160 or 15.63%	60/160 or 37.5%	160; 100%	57 or 35.63%	33 or 20.62%	26 or 16.25%	34 or 21.25	150 or 93.75%	10 or 6.25%	Special Needs Placement has longer supervisory requirement for 8 months to provide longer assistance to child and PAPs. Hence, finalization takes longer than the other cases. Some Receiving Countries have 2-3 years of post-placement supervision prior to the finalization of adoption. The adoption decrees reported are those received in 1st and 2nd quarter of children placed in previous years or in the 1st quarter of CY 2019.


QUARTERLY PHYSICAL REPORT OF OPERATION
As of December 31, 2021

Department: Department of Social Welfare and Development (DSWD)
Agency : Inter-Country Adoption Board
Operating Unit:< not applicable >
Organization Code (UACS) : 20 03 000000


Particulars	UACS CODE	Physical Target (Budget Year)					Physical Accomplishment (Budget Year)					Variance	Remarks
		1st Quarter	2nd Quarter	3rd Quarter	4th Quarter	Total	1st Quarter	2nd Quarter	3rd Quarter	4th Quarter	Total		
1	2	3	4	5	6	7	8	9	10	11	12	13	14
2. Percentage of the number of adoption entrustment that suffered from disruption		1	1	1	2	Less than 3%	0 disruption	0 disruption	1	0	1	4	ICAB envisions that all adoption placements are successful and no disruption. However, due to uncontrollable factors such as PAs inability to handle the demands of the behavior of a child or the child's high expectations of the adoption placement, the placement does not lead to finalization of the adoption. ICAB collaborated to find suitable replacement family and afforded therapy to minimize the trauma of disruption.

This report was generated using the Unified Reporting System on 20/01/2022 03:25 ; Status : SUBMITTED


Prepared By:


KATHERINE B. DELA CRUZ
PDO III
2022-01-20 10:25:33

In coordination with:


MARIA TERESA A. SEBASTIAN
AOV - BUDGET UNIT
2022-01-20 10:25:33

Approved By:


BERNADETTE LABAJO
Executive Officer III
2022-01-20 11:25:02