


1. Percentage of local stakeholders complying with policy guidelines	baseline 52 CCAs 95% of 52= 49.4 or 50	94%	94%	94%	94%	94%	88.36% or 47/50						Of the 50 stakeholders, only 94% or 47 actively participated in the ICA program for the 1st quarter
2. Percentage of Foreign Adoption Agencies/ Liaison Service Agencies (FAAs/ LSAs) compliant to ICAB standards and requirements	Baseline FAA 50 and LSA 5= 55 Actual Q% Formula FAA + LSA= # Target	100%	100%	100%	100%	100%	FAA + LSA 37 + 4 = 41/55 100% 74.55%						There are 37 FAA and 4 LSA actively participating in the ICA program.
3. Number of Child Caring Agencies participating in the Philippine Inter-Country Adoption Program	Baseline 50 CCAs	50	50	50	50	50	50						Of the 50 CCAs identified to participate in ICA program, only 47 CCAs engaged in ICA program where they cleared, matched, and entrusted children under their care. There were CCAs not accredited by DSWD and therefore cannot have their children under their custody cleared for ICA.
INTER-COUNTRY ADOPTION PROGRAM	310200000000 000												
OO : Filipino children in suitable permanent adoptive													
Output Indicators													
1. Number and percentage of children ready for adoption at the start of the year entrusted to foreign adoptive parents	Baseline %QT= 200 or 80% of 250 Target/Baseline Actual Qtr%= Actual/Qtr Traget	37 or 14.80%	60 or 24%	52 or 20.80%	51 or 20.40%	200 or 80% of 250	38 or 19%						The number of entrusted children is based on the number of Prospective Adoptive Parents (PAPs) accepting a child referral and in the timeline in processing of entry visa or travel documents of the children which varies depending on the Receiving Country's immigration laws/policies. The number of children entrusted for the 1st quarter were those accepted in the last quarter of the previous year or those cleared in the 1st quarter of 2019 but travel documents/entry visa were issued only during the 1st quarter of 2019. The number of children cleared, matched and entrusted are declining since 2017. Hence, the number of children entrusted to their PAPs is declining.

1. Percentage of children entrusted in 2017 with finalized adoption	Baseline 100% of 189 total entrusted in 2017 with finalized adoption	58 or 30.69%	40 21.16%	66 34.92%	25 13.23%	189 100%	59 or 31.21%					Special Needs Placement has longer supervisory requirement for 8 months to provide longer assistance to child and PAPs. Hence, finalization takes longer than the other cases. Some Receiving Countries have 2-3 years of post-placement supervision prior to the finalization of adoption. The adoption decrees reported are those received in 1st and 2nd quarter of children placed in previous years or in the 1st quarter of CY 2019.
2. Percentage of the number of adoption entrustment that suffered from disruption	Baseline # children matched N= x 3%= 150 x 3=4.5	1%	0	0	1%	Less than 3%	2 or 1.5%				ICAB envisions that all adoption placements are successful and no disruption. However, due to uncontrollable factors such as PAPs inability to handle the demands of the behavior of a child or the child's high expectation of the adoption placement, the placement does not lead to finalization of the adoption. ICAB collaborative work with FAA and CA to find suitable replacement family and afforded therapy to minimize the trauma of disruption.	


Prepared By:


KATHERINE B. DELA CRUZ

Planning Officer-OIC

Date: 02/04/2020


In coordination with:


ANGELITAN. GUERINA

AO-V Budget

Date:

Approved By:


BERNADETTE B. ABEJO

Executive Director

Date: