



In following-up, pls. cite DMS ref #

**2019-BB-0112382**

REPUBLIC OF THE PHILIPPINES  
**DEPARTMENT OF BUDGET AND MANAGEMENT**  
GENERAL SOLANO STREET, SAN MIGUEL, MANILA

**ACKNOWLEDGEMENT RECEIPT**

The **DEPARTMENT OF BUDGET AND MANAGEMENT** hereby acknowledges the receipt of your letter/request which has been uploaded to the DBM-Document Management System and routed to the appropriate office/s with the following information:

Sender: ICAB- PERSONAL DELIVERY

Document Title: ICAB-PERFORMANCE INDICATOR AS OF SEPTEMBER 30, 2019

Document Reference No: 2019-BB-0112382

Date and Time Uploaded: Wednesday, October 30, 2019 11:53:10 AM

Uploaded By: JEWEL PADILLA

Routed To: BMB-B Ely Fernandez


CC:

Total no of pages received: 1 copy and 2 pages

The determination of the completeness of the documentary requirements submitted, if any, is subject to the evaluation of the technical person in charge.

This receipt is system generated and does not require signature.

Received by:



DOCUMENT  
MANAGEMENT  
SYSTEM


PERFORMANCE INDICATOR - September 30, 2019


Department: Department of Social Welfare and Development (DSWD)  
 Agency: Inter-Country Adoption Board  
 Organization Code: 20 003 0000000


Particulars	UACS CODE	Physical Target (Budget Year)					Physical Accomplishment (Budget Year)					Variance	Remarks
		1st Quarter	2nd Quarter	3rd Quarter	4th Quarter	Total	1st Quarter	2nd Quarter	3rd Quarter	4th Quarter	Total		
1	2	3	4	5	6	7	8	9	10	11	12	13	14
INTER-COUNTRY ADOPTION REGULATORY PROGRAM	31010000000000												
OO : Filipino children in suitable permanent adoptive													
Output Indicators													
1. Percentage of applications of new accreditation and re-accreditation applications processed within the prescribed timeframe		14%:2	43%:6	14%:2	29%:4	100%	0	7.14% or 1	14.29% or 2		21.43% or 3	78.57% or 11	Delayed release and processing of Travel Authorities of Board caused delay in the accreditation visit.
2. Number of accredited agencies subjected to inspection and compliance audit		50	50	50	50	50	41	41	41		41	9	Eight FAAs have closed their Philippine intercountry adoption program due to (1) non-accreditation by the Insurg; (2) financial issues to sustain their programs and services; (3) non-compliance with Philippine ICA requirements and (4) a European based agency merged with another accredited FAA.
Outcome Indicators													
1. Percentage of local stakeholders complying with policy guidelines		96%	95%	95%	95%	95%	89.3% or 47/50	89.3% or 47/50	89.3% or 47/50		86.3% or 47	5.7% or 3	Majority of the CCAs engaged in the ICA program are compliant with the ICAB requirements.
2. Percentage of Foreign Adoption Agency/ Liaison Service Agencies (FAAs/ LSAs) compliant to ICAB standards and requirements		100%	100%	100%	100%	100%	FAA 41/50 LSA 5/5 46/55 = 83.64%	FAA 41/50 LSA 4/5 45/55 = 81.82%	FAA 42/50 LSA 4/5 = 46/55 = 83.64%		83.64%	16.36%	Of the 50 FAAs targeted for monitoring, 8 terminated their participation with ICA program while 1 FAA merged with another agency. However, a new FAA in Italy was accredited. Of the 5 LSAs, 1 closed their liaison services. For the 30, a total of 40 FA/LSA comply with ICAB requirements.
3. Number of Child Caring Agencies participating in the Philippine Inter-Country Adoption Program		50	50	50	50	53	47	47	47		47	3	Of the 50 CCAs identified to participate in ICA program, only 47 CCAs engaged in ICA program where they cleared, matched, and entrusted children under their care. There were 3 CCAs not accredited by DSWD and therefore cannot have their children under their custody cleared for ICA.
INTER-COUNTRY ADOPTION PROGRAM	31020000000000												
OO : Filipino children in suitable permanent adoptive													
Output Indicators													
1. Number and percentage of children ready for adoption at the start of the year entrusted to foreign adoptive parents		75:22.59%	90:27.11%	85:26.60%	82:24.70%	332: 85%	37/75 or 11.14%	47/90 or 14.16%	46/85 or 13.85%		130/332 = 39.16%	202/332 or 60.84%	The number of entrusted children is based on the number of Prospective Adoptive Parents (PAPs) accepting a child referral and in the timeline in processing of entry visa or travel documents of the children which varies depending on the Receiving Country's immigration laws/policies. The number of children entrusted for the 1st quarter were those accepted in the last quarter of the previous year or those cleared in the 1st quarter of 2019 but travel documents/entry visa were issued only during the 1st quarter of 2019.
2. Percentage of children matched to prospective		85%	85%	85%	85%	85%	16/40 = 3.34% Actual Matched 33	52/90 = 29.05% Actual Matched 66	35/44 = 19.55% Actual Matched 49		103/179 = 57.54%	76/179 = 42.46%	Not all children cleared during the quarter were matched within 10 days after receipt of the ICA clearance. Incomplete documents and insufficient/inconsistent information in the children's dossiers (notwithstanding the issuance of the CDCLAA) delay matching. Completion of documents is necessary to ensure the matching to suitable Prospective Adoptive Parents.

ICAB FILE COPY

Particulars	UACS CODE	Physical Target (Budget Year)					Physical Accomplishment (Budget Year)					Variance	Remarks	
		1st Quarter	2nd Quarter	3rd Quarter	4th Quarter	Total	1st Quarter	2nd Quarter	3rd Quarter	4th Quarter	Total			
1	2	3	4	5	6	7	8	9	10	11	12	13	14	
2. Percentage of children matched to prospective adoptive parents within 10 days of receipt of the Inter-Country Adoption (ICA) Clearance		85%	85%	85%	85%	85%	16/40 = 8.94% Actual Matched 33	52/50 = 29.05% Actual Matched 95	35/44 = 19.55% Actual Matched 49			103/179 = 57.54%	76/170 = 44.71%	Most of the children cleared were older children and members of sibling group thus requiring Special Home Finding as there are no available approved adoptive parents in the Roster of Approved Applicants. Some of the cases of the children had lacking information or supporting documents.
Outcome Indicators														
1. Percentage of children entrusted in 2017 with finalized adoption		21%;70	22%;72	19%;65	23%;75	86%	18.44% or 52/70	16.31% or 48/72	23.40% or 69/65			58.18% or 164/282	41.84% or 119/282	Some Receiving Countries have 2-3 years of post-placement supervision prior to the finalization of adoption. The adoption decrees reported are those received in 1st and 2nd quarter of children placed in previous years or in the 1st quarter of CY 2019.
2. Percentage of the number of adoption entrustment that suffered from disruption		1%	0	0	1%	Less than 3%	3/2 or 50%	1/1 or 16.67%	1/2 = 16.67%			5/8 = 62.5%	1/6 = 16.67%	Reasons for disruption are due to factors such as PAPs' lack of preparation to parent older and complex behavior in children. Resulting in disruption are re-matching the children. It is the vision of ICAB that there be no disruption in the adoption placement. However, due to uncontrollable factors such as PAPs' inability to handle the demands of the behavior of a child or the child's high expectation of the adoption placement, the placement does not lead to finalization of the adoption.

Prepared By:   
 TUNGOL MARIVIR T.  
 Planning Officer  
 Date: 10/23/19 8:34 PM

In coordination with:  
  
 GUERINIA ANGELITA NAANEP  
 Budget Officer  
 Date: 10/24/19 8:49 AM

Approved By:   
 EEOJO BERNADETTE B.  
 Agency Head  
 Date: 10/24/19 9:42 AM

BAR NO. 1

QUARTERLY PHYSICAL REPORT FOR OPERATION  
CY 2019 Revised

Department : Department of Social Welfare and Development  
 Agency : Intercountry Adoption Board  
 Operating Unit : Operations  
 Organizational Code (UACS) : 20 003 00 000

	Current Year Appropriation
	Supplemental Appropriations
	Continuing Appropriations
	Off-Budget Account

PARTICULARS	UACS CODE	PHYSICAL TARGETS					PHYSICAL ACCOMPLISHMENTS					VARIANCE as of September 2019	REMARKS
		1Q	2Q	3Q	4Q	Total	1Q	2Q	3Q	4Q	Total		
1	2	3	4	5	6	7+(3+4+5+6)	8	9	10	11	12=(8+9+10+11)		
Part A													
A.11. Operations													
MFO 1 : Regulation of Foreign Adoption Agencies													
<ul style="list-style-type: none"> <li>Monitoring of Foreign Adoption Agencies</li> <li>Desk/Ocular Visits/actual accreditation of Foreign Adoption Agencies</li> </ul>													
Output Pls:													
1. Percentage of applications of new accreditation and re-accreditation applications		2 14%	6 43%	2 14%	4 29%	14 100%	0	1 7.14%	2 14.29%	0	3/14 21.43%	11/14= 78.57%	

processed within the prescribed timeframe														
2. Number of accredited agencies subject to inspection and compliance audit	Target prepared 2017 and in 2018 recvd note 8 FAAs closing 1 merged	50	50	50	50	50	41	41	41	0	41	9	Eight FAAs have closed their Philippine ICA program due (1) non-accreditation by The Hague; (2) financial issues to sustain their programs and services; (3) non-compliance to Philippine ICA requirements while 1 Europe based agency merged with another FAA.	
<b>Outcome PIs:</b>														
1. Percentage of local stakeholders complying with policy guidelines	Baseline 52 CCAs 95% of 52 = 49.4 or 50	95%	95%	95%	95%	95% (50)	47/50 = 89.3%	47/50 = 89.3%	47/50 = 89.3%	0	89.3%	3 or 5.7%	Majority of the CCAs engaged in ICA program are compliant to the ICAB requirements.	
2. Percentage of Foreign Adoption Agencies/Liaison Service Agencies (FAAs/LSAs) compliant to ICAB standards and requirements	Baseline FAA 50 and LSA 5 = 55 Actual Q % Formula FAA + LSA = #/Target	100%	100%	100%	100%	100%	FAA 41/50 LSA 5/5 46/55 = 83.64%	FAA 41/50 LSA 4/5 45/55 = 81.82%	FAA 42/50 LSA 4/5 = 46/55 = 83.64%	0	46/55 = 83.64%	16.36%	Of the 50 FAAs targeted for monitoring, 8 terminated their participation with ICA program while 1 FAA merged with another agency. However a new FAA in Italy was recently accredited. Of the 5 LSAs, 1 closed their liaison services. For the 3Q, a total of 46 FAA/LSA complied with ICAB requirements.	

3. Number of Child Caring Agencies participating in the Philippine Inter-Country Adoption program	Baseline 50 CCAs	50	50	50	50	50	47	47	47	0	47	3	Of the 50 CCAs identified to participate in ICA program, only 47 CCAs engaged in ICA program where they cleared, matched, and entrusted children under their care. There were CCAs not accredited by DSWD and therefore cannot have their children under their custody cleared for ICA.
<b>MFO 2 Intercountry Adoption Program (Entrustment Services)</b>													
<b>Output PIs</b>													
1. Number and percentage of children ready for adoption at the start of the year entrusted to foreign adoptive parents	Baseline 332 %QT = Target/ Baseline  Actual Qtr % = Actual/Qtr Target	75 22.59%	90 27.11%	85 25.60%	82 24.70%	332 100%	$37/75 \times 22.50\% = 11.14\%$	$47/90 \times 27.11\% = 14.16\%$	$46/85 \times 25.60\% = 13.85\%$	0	$130/332 = 39.16\%$	$202/332 = 60.84\%$	The number of entrusted children is based on the number of Prospective Adoptive Parents (PAPs) accepting a child referral and in the timeline in processing of entry visa or travel documents of the children which varies depending on the Receiving Country's immigration laws/policies. The number of children entrusted for the 1 <sup>st</sup> quarter were those accepted in the last quarter of the previous year or those cleared in the 1 <sup>st</sup> quarter of 2019


													but travel documents/entry visa were issued only during the 1 <sup>st</sup> quarter of 2019.
2. Percentage of children matched to prospective adoptive parents within 10 days of receipt of the inter-country adoption (ICA) clearance	Baseline total # of matched children 211 Only 85% of 211 matched w/in 10 days = 179 Actual Qtr% = Actual /Target for the Qtr	40 22.34%	50 27.932%	44 24.581%	45 25.139%	179 100%	16/40 x 22.34% = 8.94% Actual Matched 33	52/50 x 27.93 ≈ 29.05% Actual Matched 66	35/44 x24.581% =19.55% Actual matched 49	0	103/179= 57.54%	76/179 =42.46%%	Not all children cleared during the quarter were matched within 10 days after receipt of their ICA clearance and dossier as there are incomplete documents or insufficient/inconsistent information and completion of documents is necessary to ensure the matching to suitable Prospective Adoptive Parents. Most of the children cleared were older children and members of sibling group thus requiring Special Home Finding as there are no available approved adoptive parents in the Roster of Approved Applicants. Some of the cases of the children had lacking information or supporting documents.
<b>Outcome Pis</b>													
1. Percentage of children with finalized adoption received in CY 2019	Baseline 85% of 332 total entrusted in 2016-2018 without AD = 282	70 24.822%	72 25.531%	65 23.049%	75 26.595%	282 100%	52/70 x 24.82% = 18.44%	46/72 x 25.53% = 16.31%	66/65 x 23.049% =23.40%	0	164/282= 58.16%	118/282 = 41.84%	Some Receiving Countries have 2-3 years of post-placement supervision prior to the finalization of adoption.

	Target % = Target/Total Target Q Actual % = Actual/Target												
2. Percentage of number of adoption entrustment that suffered from disruption.	Baseline # children matched N=211 x 3% = 6.33 or 6	2 33.33%	1 16.67%	2 33.33%	1 16.67%	6 100%	3/2 x 33.33% = 50%	1/1 x 16.67% = 16.67%	1/2 x 33.33% = 16.67%	0	5/6 = 83.33%	1/6 = 16.67%	It is the vision of ICAB that there be no disruption in the adoption placement. However, due to uncontrollable factors such as PAPs inability to handle the demands of the behavior of a child or the child's high expectation of the adoption placement, the placement does not lead to finalization of the adoption.


Prepared and Submitted by

  
**MARIVIR T. TUNGOL**  
 PDO III  
 Planning Services Head/Planning Officer  
 Date: 10222019

In coordination with:

  
**ANGELITA N. GUERINIA**  
 AO V-Budget  
 Financial Services Head/Budget Officer  
 Date: 10/22/19

Approved by:

  
**BERNADETTE B. ABEJO**  
 Executive Director  
 Agency Head/Department Secretary  
 Date: