

MONTHLY REPORT OF DISBURSEMENTS

For the month of October 2019

Department : Department of Social Welfare and Development
 Agency/Entity : Inter-Country Adoption Board
 Operating Unit : < not applicable >
 Organization Code : 20 003 0000000
 Fund Cluster : 01 Regular Agency Fund


Particulars	Current Year Budget					Prior Year's Budget											SUB-TOTAL	Trust Liabilities				Grand Total					Remarks
	PS	MOOE	FinEx	CO	TOTAL	Prior Year's Accounts Payable					Current Year's Accounts Payable					TOTAL		PS	MOOE	CO	TOTAL	PS	MOOE	FinEx	CO	TOTAL	
						PS	MOOE	FinEx	CO	Sub-Total	PS	MOOE	FinEx	CO	Sub-Total												
1	2	3	4	5	6=(2+3+4+5)	7	8	9	10	11=(7+8+9+10)	12	13	14	15	16=(12+13+14+15)	17=(11+16)	18=(6+17)	19	20	21	22=(19+20+21)	23	24	25	26	27=(23+24+25+26)	28
CASH DISBURSEMENTS	1,221,586.00	1,772,775.39	0.00	0.00	2,994,361.39	0.00	0.00	0.00	0.00	0.00	0.00	0.00	0.00	0.00	0.00	0.00	2,994,361.39	0.00	0.00	0.00	0.00	1,221,586.00	1,772,775.39	0.00	0.00	2,994,361.39	
Notice of Cash Allocation (NCA)	1,221,586.00	1,772,775.39	0.00	0.00	2,994,361.39	0.00	0.00	0.00	0.00	0.00	0.00	0.00	0.00	0.00	0.00	0.00	2,994,361.39	0.00	0.00	0.00	0.00	1,221,586.00	1,772,775.39	0.00	0.00	2,994,361.39	
MDS Checks Issued	99,519.48	510,870.94	0.00	0.00	610,390.42	0.00	0.00	0.00	0.00	0.00	0.00	0.00	0.00	0.00	0.00	0.00	610,390.42	0.00	0.00	0.00	0.00	99,519.48	510,870.94	0.00	0.00	610,390.42	
Advice to Debit Account	1,122,066.52	1,261,904.45	0.00	0.00	2,383,970.97	0.00	0.00	0.00	0.00	0.00	0.00	0.00	0.00	0.00	0.00	0.00	2,383,970.97	0.00	0.00	0.00	0.00	1,122,066.52	1,261,904.45	0.00	0.00	2,383,970.97	
Notice of Transfer Allocations (NTA)	0.00	0.00	0.00	0.00	0.00	0.00	0.00	0.00	0.00	0.00	0.00	0.00	0.00	0.00	0.00	0.00	0.00	0.00	0.00	0.00	0.00	0.00	0.00	0.00	0.00	0.00	
MDS Checks Issued	0.00	0.00	0.00	0.00	0.00	0.00	0.00	0.00	0.00	0.00	0.00	0.00	0.00	0.00	0.00	0.00	0.00	0.00	0.00	0.00	0.00	0.00	0.00	0.00	0.00	0.00	
Advice to Debit Account	0.00	0.00	0.00	0.00	0.00	0.00	0.00	0.00	0.00	0.00	0.00	0.00	0.00	0.00	0.00	0.00	0.00	0.00	0.00	0.00	0.00	0.00	0.00	0.00	0.00	0.00	
Working Fund for FAPs	0.00	0.00	0.00	0.00	0.00	0.00	0.00	0.00	0.00	0.00	0.00	0.00	0.00	0.00	0.00	0.00	0.00	0.00	0.00	0.00	0.00	0.00	0.00	0.00	0.00	0.00	
Cash Disbursement Ceiling (CDC)	0.00	0.00	0.00	0.00	0.00	0.00	0.00	0.00	0.00	0.00	0.00	0.00	0.00	0.00	0.00	0.00	0.00	0.00	0.00	0.00	0.00	0.00	0.00	0.00	0.00	0.00	
TOTAL CASH DISBURSEMENTS	1,221,586.00	1,772,775.39	0.00	0.00	2,994,361.39	0.00	0.00	0.00	0.00	0.00	0.00	0.00	0.00	0.00	0.00	0.00	2,994,361.39	0.00	0.00	0.00	0.00	1,221,586.00	1,772,775.39	0.00	0.00	2,994,361.39	
NON-CASH DISBURSEMENTS	0.00	56,465.37	0.00	0.00	56,465.37	0.00	0.00	0.00	0.00	0.00	0.00	0.00	0.00	0.00	0.00	0.00	56,465.37	0.00	0.00	0.00	0.00	0.00	56,465.37	0.00	0.00	56,465.37	
Tax Remittance Advices Issued (TRA)	0.00	56,465.37	0.00	0.00	56,465.37	0.00	0.00	0.00	0.00	0.00	0.00	0.00	0.00	0.00	0.00	0.00	56,465.37	0.00	0.00	0.00	0.00	0.00	56,465.37	0.00	0.00	56,465.37	
Non-Cash Availment Authority (NCAA)	0.00	0.00	0.00	0.00	0.00	0.00	0.00	0.00	0.00	0.00	0.00	0.00	0.00	0.00	0.00	0.00	0.00	0.00	0.00	0.00	0.00	0.00	0.00	0.00	0.00	0.00	
Disbursements effected through outright deductions from claims (please Overpayment of expenses (e.g. personal benefits)	0.00	0.00	0.00	0.00	0.00	0.00	0.00	0.00	0.00	0.00	0.00	0.00	0.00	0.00	0.00	0.00	0.00	0.00	0.00	0.00	0.00	0.00	0.00	0.00	0.00	0.00	
Restitution for loss of government property	0.00	0.00	0.00	0.00	0.00	0.00	0.00	0.00	0.00	0.00	0.00	0.00	0.00	0.00	0.00	0.00	0.00	0.00	0.00	0.00	0.00	0.00	0.00	0.00	0.00	0.00	
Liquidated damages and similar claims	0.00	0.00	0.00	0.00	0.00	0.00	0.00	0.00	0.00	0.00	0.00	0.00	0.00	0.00	0.00	0.00	0.00	0.00	0.00	0.00	0.00	0.00	0.00	0.00	0.00	0.00	
Others (IEF, BIR-Documentary Stamp Tax, etc.)	0.00	0.00	0.00	0.00	0.00	0.00	0.00	0.00	0.00	0.00	0.00	0.00	0.00	0.00	0.00	0.00	0.00	0.00	0.00	0.00	0.00	0.00	0.00	0.00	0.00	0.00	
TOTAL NON-CASH DISBURSEMENTS	0.00	56,465.37	0.00	0.00	56,465.37	0.00	0.00	0.00	0.00	0.00	0.00	0.00	0.00	0.00	0.00	0.00	56,465.37	0.00	0.00	0.00	0.00	0.00	56,465.37	0.00	0.00	56,465.37	
GRAND TOTAL	1,221,586.00	1,829,240.76	0.00	0.00	3,050,826.76	0.00	0.00	0.00	0.00	0.00	0.00	0.00	0.00	0.00	0.00	0.00	3,050,826.76	0.00	0.00	0.00	0.00	1,221,586.00	1,829,240.76	0.00	0.00	3,050,826.76	

SUMMARY

Particulars	Previous Report	This Month	As at Date
(1)	(2)	(3)	(4)
Total Disbursement Authorities Received	0.00	0.00	0.00
NCA	37,873,338.00	4,193,000.00	42,066,338.00
TRA	2,374,521.73	56,465.37	2,430,987.10
Less: Notice of Transfer of Allocations (NTA)* issued	0.00	0.00	0.00
Total Disbursement Authorities Available	40,247,859.73	4,249,465.37	44,497,325.10
Less:	0.00	0.00	0.00
Lapsed NCA	367,931.97	0.00	367,931.97
Disbursements	39,879,927.76	3,050,826.76	42,930,754.52
Less: Other Non-Cash Disbursements	0.00	0.00	0.00
Add/Less: Adjustments (e.g. cancelled/staled checks)	0.00	0.00	0.00
Balance of Disbursement Authorities as at date	0.00	1,198,638.61	1,198,638.61
Total Disbursements Program	38,738,000.00	4,736,000.00	43,474,000.00
Less: *Actual Disbursements	39,879,927.73	3,050,826.76	42,930,754.49
(Over)/Under spending	(-1,141,927.73)	1,685,173.24	543,245.51

Notes: * The use of NTA is discouraged
 Notes: ** Amounts should tally with the grand total disbursement

Certified Correct:


 DAL JAYBIE CABRERA

Accountant III
 Date: 11/6/2019

Recommending


 DAL JAYBIE CABRERA

Accountant III
 Date: 11/6/2019



Approved By:

ABEJO BERNADETTE BARGAS

Executive Director
 Date: 11/6/2019

MONTHLY REPORT OF DISBURSEMENTS
For the month of October 2019


Department : Department of Social Welfare and Development
 Agency/Entity : Inter-Country Adoption Board
 Operating Unit : < not applicable >
 Organization Code : 20 003 0000000
 Fund Cluster : 01 Regular Agency Fund

Particulars	Current Year Budget					Prior Year's Budget											SUB-TOTAL	Trust Liabilities				Grand Total					Remarks
	PS	MOOE	FinEx	CO	TOTAL	Prior Year's Accounts Payable				Current Year's Accounts Payable					TOTAL	PS		MOOE	CO	TOTAL	PS	MOOE	FinEx	CO	TOTAL		
						PS	MOOE	FinEx	CO	Sub-Total	PS	MOOE	FinEx	CO												Sub-Total	
1	2	3	4	5	6=(2+3+4+5)	7	8	9	10	11=(7+8+9+10)	12	13	14	15	16=(12+13+14+15)	17=(11+16)	18=(6+17)	19	20	21	22=(19+20+21)	23	24	25	26	27=(23+24+25+26)	28
CASH DISBURSEMENTS	1,221,586.00	1,772,775.39	0.00	0.00	2,994,361.39	0.00	0.00	0.00	0.00	0.00	0.00	0.00	0.00	0.00	0.00	0.00	2,994,361.39	0.00	0.00	0.00	0.00	1,221,586.00	1,772,775.39	0.00	0.00	2,994,361.39	
Notice of Cash Allocation (NCA)	1,221,586.00	1,772,775.39	0.00	0.00	2,994,361.39	0.00	0.00	0.00	0.00	0.00	0.00	0.00	0.00	0.00	0.00	0.00	2,994,361.39	0.00	0.00	0.00	0.00	1,221,586.00	1,772,775.39	0.00	0.00	2,994,361.39	
MDS Checks Issued	99,519.48	510,870.94	0.00	0.00	610,390.42	0.00	0.00	0.00	0.00	0.00	0.00	0.00	0.00	0.00	0.00	0.00	610,390.42	0.00	0.00	0.00	0.00	99,519.48	510,870.94	0.00	0.00	610,390.42	
Advice to Debit Account	1,122,066.52	1,261,904.45	0.00	0.00	2,383,970.97	0.00	0.00	0.00	0.00	0.00	0.00	0.00	0.00	0.00	0.00	0.00	2,383,970.97	0.00	0.00	0.00	0.00	1,122,066.52	1,261,904.45	0.00	0.00	2,383,970.97	
Notice of Transfer Allocations (NTA)	0.00	0.00	0.00	0.00	0.00	0.00	0.00	0.00	0.00	0.00	0.00	0.00	0.00	0.00	0.00	0.00	0.00	0.00	0.00	0.00	0.00	0.00	0.00	0.00	0.00	0.00	0.00
MDS Checks Issued	0.00	0.00	0.00	0.00	0.00	0.00	0.00	0.00	0.00	0.00	0.00	0.00	0.00	0.00	0.00	0.00	0.00	0.00	0.00	0.00	0.00	0.00	0.00	0.00	0.00	0.00	0.00
Advice to Debit Account	0.00	0.00	0.00	0.00	0.00	0.00	0.00	0.00	0.00	0.00	0.00	0.00	0.00	0.00	0.00	0.00	0.00	0.00	0.00	0.00	0.00	0.00	0.00	0.00	0.00	0.00	0.00
Working Fund for FAPs	0.00	0.00	0.00	0.00	0.00	0.00	0.00	0.00	0.00	0.00	0.00	0.00	0.00	0.00	0.00	0.00	0.00	0.00	0.00	0.00	0.00	0.00	0.00	0.00	0.00	0.00	0.00
Cash Disbursement Ceiling (CDC)	0.00	0.00	0.00	0.00	0.00	0.00	0.00	0.00	0.00	0.00	0.00	0.00	0.00	0.00	0.00	0.00	0.00	0.00	0.00	0.00	0.00	0.00	0.00	0.00	0.00	0.00	0.00
TOTAL CASH DISBURSEMENTS	1,221,586.00	1,772,775.39	0.00	0.00	2,994,361.39	0.00	0.00	0.00	0.00	0.00	0.00	0.00	0.00	0.00	0.00	0.00	2,994,361.39	0.00	0.00	0.00	0.00	1,221,586.00	1,772,775.39	0.00	0.00	2,994,361.39	
NON-CASH DISBURSEMENTS	0.00	56,465.37	0.00	0.00	56,465.37	0.00	0.00	0.00	0.00	0.00	0.00	0.00	0.00	0.00	0.00	0.00	56,465.37	0.00	0.00	0.00	0.00	0.00	56,465.37	0.00	0.00	56,465.37	
Tax Remittance Advices Issued (TRA)	0.00	56,465.37	0.00	0.00	56,465.37	0.00	0.00	0.00	0.00	0.00	0.00	0.00	0.00	0.00	0.00	0.00	56,465.37	0.00	0.00	0.00	0.00	0.00	56,465.37	0.00	0.00	56,465.37	
Non-Cash Availment Authority (NCAA)	0.00	0.00	0.00	0.00	0.00	0.00	0.00	0.00	0.00	0.00	0.00	0.00	0.00	0.00	0.00	0.00	0.00	0.00	0.00	0.00	0.00	0.00	0.00	0.00	0.00	0.00	0.00
Disbursements effected through outright deductions from claims (please Overpayment of expenses(e.g. personnel benefits)	0.00	0.00	0.00	0.00	0.00	0.00	0.00	0.00	0.00	0.00	0.00	0.00	0.00	0.00	0.00	0.00	0.00	0.00	0.00	0.00	0.00	0.00	0.00	0.00	0.00	0.00	0.00
Restitution for loss of government property	0.00	0.00	0.00	0.00	0.00	0.00	0.00	0.00	0.00	0.00	0.00	0.00	0.00	0.00	0.00	0.00	0.00	0.00	0.00	0.00	0.00	0.00	0.00	0.00	0.00	0.00	0.00
Liquidated damages and similar claims	0.00	0.00	0.00	0.00	0.00	0.00	0.00	0.00	0.00	0.00	0.00	0.00	0.00	0.00	0.00	0.00	0.00	0.00	0.00	0.00	0.00	0.00	0.00	0.00	0.00	0.00	0.00
Others (TEF, BTF-Documetary Stamp Tax, etc.)	0.00	0.00	0.00	0.00	0.00	0.00	0.00	0.00	0.00	0.00	0.00	0.00	0.00	0.00	0.00	0.00	0.00	0.00	0.00	0.00	0.00	0.00	0.00	0.00	0.00	0.00	0.00
TOTAL NON-CASH DISBURSEMENTS	0.00	56,465.37	0.00	0.00	56,465.37	0.00	0.00	0.00	0.00	0.00	0.00	0.00	0.00	0.00	0.00	0.00	56,465.37	0.00	0.00	0.00	0.00	0.00	56,465.37	0.00	0.00	56,465.37	
GRAND TOTAL	1,221,586.00	1,829,240.76	0.00	0.00	3,050,826.76	0.00	0.00	0.00	0.00	0.00	0.00	0.00	0.00	0.00	0.00	0.00	3,050,826.76	0.00	0.00	0.00	0.00	1,221,586.00	1,829,240.76	0.00	0.00	3,050,826.76	


SUMMARY

Particulars	Previous Report (2)	This Month (3)	As at Date (4)
Total Disbursement Authorities Received	0.00	0.00	0.00
NCA	37,873,338.00	4,193,000.00	42,066,338.00
TRA	2,374,521.73	56,465.37	2,430,987.10
Less: Notice of Transfer of Allocations (NTA)* issued	0.00	0.00	0.00
Total Disbursement Authorities Available	40,247,859.73	4,249,465.37	44,497,325.10
Less:	0.00	0.00	0.00
Lapsed NCA	367,931.97	0.00	367,931.97
Disbursements	39,879,927.76	3,050,826.76	42,930,754.52
Less: Other Non-Cash Disbursements	0.00	0.00	0.00
Add/Less: Adjustments (e.g. cancelled/staled checks)	0.00	0.00	0.00
Balance of Disbursement Authorities as at date	0.00	1,198,638.61	1,198,638.61
Total Disbursements Program	38,738,000.00	4,736,000.00	43,474,000.00
Less: *Actual Disbursements	39,879,927.73	3,050,826.76	42,930,754.49
(Over)/Under spending	(-1,141,927.73)	1,885,173.24	543,245.51

Notes: * The use of NTA is discouraged
 Notes: ** Amounts should tally with the grand total disbursement

Certified Correct:

 DIAZ JAYBIE CABRERA

Accountant III
 Date: 11/6/2019

Recommending:

 DIAZ JAYBIE CABRERA

Accountant III
 Date: 11/6/2019



Approved By:
 BERNADETTE BARGAS

Executive Director
 Date: 11/6/2019